

SAMPLE NAME: D8 TAHOE
Flower, Inhalable



Date Collected: 09/07/2020
Date Received: 09/07/2020
Batch Size:
Sample Size:
Unit Mass:
Serving Size:

CANNABINOID ANALYSIS - SUMMARY

Total THC: 0.16%

Total CBD: 9.95%

Sum of Cannabinoids: 350.705 mg/g

Total Cannabinoids: 35.071 %

Total THC/CBD is calculated using the following formulas to take into account the loss of a carboxyl group during the decarboxylation step:
Total THC = $\Delta 9\text{THC} + (\text{THCa} \cdot 0.877)$
Total CBD = $\text{CBD} + (\text{CBDa} \cdot 0.877)$
Sum of Cannabinoids = $\Delta 9\text{THC} + \text{THCa} + \text{CBD} + \text{CBDa} + \text{CBG} + \text{CBGa} + \text{THCV} + \text{THCVa} + \text{CBC} + \text{CBCa} + \text{CBDV} + \text{CBDVa} + \Delta 8\text{THC} + \text{CBL} + \text{CBN}$
Total Cannabinoids = $(\Delta 9\text{THC} + 0.877 \cdot \text{THCa}) + (\text{CBD} + 0.877 \cdot \text{CBDa}) + (\text{CBG} + 0.877 \cdot \text{CBGa}) + (\text{THCV} + 0.877 \cdot \text{THCVa}) + (\text{CBC} + 0.877 \cdot \text{CBCa}) + (\text{CBDV} + 0.877 \cdot \text{CBDVa}) + \Delta 8\text{THC} + \text{CBL} + \text{CBN}$

Moisture:

Density:

Viscosity:


SAFETY ANALYSIS - SUMMARY

Pesticides:

Mycotoxins: NT

Residual Solvents: NT

Heavy Metals: NT

Microbial Impurities (PCR):  PASS

Microbial Impurities (Planting): NT

Foreign Material: NT

Water Activity: NT

Vitamin E Acetate: NT


For quality assurance purposes. Not a Pre-Harvest Hemp Lab Test Report. These results relate only to the sample included on this report. This report shall not be reproduced, except in full, without written approval of the laboratory.


Sample Certification: California Code of Regulations Title 16 Effect Date January 16, 2019. Authority: Section 26013, Business and Professions Code. Reference: Sections 26100, 26104 and 26110, Business and Professions Code.

Decision Rule: Statements of conformity (e.g. Pass/Fail) to specifications are made in this report without taking measurement uncertainty into account. Where statements of conformity are made in this report, the following decision rules are applied: PASS - Results within limits/specifications, FAIL - Results exceed limits/specifications.

References: limit of detection (LOD), limit of quantification (LOQ), not detected (ND), not tested (NT)


LOC verified by: Randi Vuong
Date: 09/10/2020


Approved by: Josh Wurzer, President
Date: 09/10/2020

 **Cannabinoid Analysis**

CANNABINOID TEST RESULTS 09/10/2020

Tested by high-performance liquid chromatography with diode-array detection (HPLC-DAD).

Method: QSP - (1157) Analysis of Cannabinoids by HPLC-DAD

TOTAL THC: 0.156%

Total THC ($\Delta 9\text{THC} + 0.877 * \text{THCa}$)

TOTAL CBD: 9.951%

Total CBD ($\text{CBD} + 0.877 * \text{CBDa}$)

TOTAL CANNABINOIDS: 35.071 %

Total Cannabinoids (Total THC) + (Total CBD) +

(Total CBG) + (Total THCV) + (Total CBC) +

(Total CBDV) + $\Delta 8\text{THC}$ + CBL + CBN

TOTAL CBG: 0.938%

Total CBG ($\text{CBG} + 0.877 * \text{CBGa}$)

TOTAL THCV: ND

Total THCV ($\text{THCV} + 0.877 * \text{THCVa}$)

TOTAL CBC: 0.330%

Total CBC ($\text{CBC} + 0.877 * \text{CBCa}$)

TOTAL CBDV: ND

Total CBDV ($\text{CBDV} + 0.877 * \text{CBDVa}$)

COMPOUND	LOD / LOQ (mg/g)	MEASUREMENT UNCERTAINTY (mg/g)	RESULT (mg/g)	RESULT (%)
CBDa	0.06 / 0.17	± 2.877	64.85	6.49
CBGa	0.1 / 0.4	± 3.11	6.16	0.62
CBD	0.1 / 0.3	± 0.68	42.64	4.26
CBCa	0.1 / 0.4	± 0.32	2.30	0.23
CBG	0.2 / 0.5	± 0.19	3.98	0.40
THCa	0.04 / 0.12	± 0.086	0.52	0.05
$\Delta 9\text{THC}$	0.1 / 0.4	± 0.06	1.10	0.11
CBC	0.1 / 0.2	± 0.07	1.28	0.13
CBDVa	0.02 / 0.06	± 0.003	2.20	0.22
$\Delta 8\text{THC}$	0.05 / 0.15	N/A	225.68	22.57
THCV	0.07 / 0.21	N/A	ND	ND
THCVa	0.05 / 0.15	N/A	ND	ND
CBDV	0.1 / 0.3	N/A	ND	ND
CBL	0.1 / 0.4	N/A	ND	ND
CBN	0.07 / 0.20	N/A	ND	ND
SUM OF CANNABINOIDS			350.705 mg/g	35.071 %

MOISTURE TEST RESULT


Not Tested

DENSITY TEST RESULT

Not Tested

VISCOSITY TEST RESULT

Not Tested



Pesticide Analysis

CATEGORY 1 PESTICIDE TEST RESULTS 09/10/2020 ✔ PASS

CATEGORY 1 AND 2 PESTICIDES

Pesticide and plant growth regulator analysis utilizing high-performance liquid chromatography-mass spectrometry (HPLC-MS) or gas chromatography-mass spectrometry (GC-MS).
*GC-MS utilized where indicated.

Method: QSP - (1212) Analysis of Pesticides and Mycotoxins by LC-MS or QSP - (1213) Analysis of Pesticides by GC-MS

COMPOUND	LOD/LOQ (ug/g)	ACTION LIMIT (ug/g)	MEASUREMENT UNCERTAINTY (ug/g)	RESULT (ug/g)	RESULT
Aldicarb					NT
Carbofuran					NT
Chlordane*					NT
Chlorfenapyr*					NT
Chlorpyrifos	0.02 / 0.06	≥ LOD	N/A	ND	PASS
Coumaphos					NT
Daminozide					NT
DDVP (Dichlorvos)					NT
Dimethoate					NT
Ethoprop(hos)					NT
Etofenprox					NT
Fenoxycarb					NT
Flpronil					NT
Imazalil					NT
Methiocarb					NT
Methyl Parathion					NT
Mevinphos					NT
Pacloutrazol					NT
Propoxur					NT
Splroxamine					NT
Thiacloprid					NT

CATEGORY 2 PESTICIDE TEST RESULTS 09/10/2020 ✔ PASS

Abamectin	0.03 / 0.10	0.1	N/A	ND	PASS
Acephate					NT
Acequinocyl					NT
Acetamiprid					NT
Azoxystrobin	0.01 / 0.04	0.1	N/A	ND	PASS
Bifenazate	0.01 / 0.02	0.1	N/A	ND	PASS
Bifenthrin	0.01 / 0.02	3	N/A	ND	PASS
Boscalid	0.02 / 0.06	0.1	N/A	ND	PASS
Captan					NT
Carbaryl					NT
Chlorantranilprole					NT

Continued on next page

Pesticide Analysis *Continued*

CATEGORY 2 PESTICIDE TEST RESULTS 09/10/2020 **PASS**


CATEGORY 1 AND 2 PESTICIDES

Pesticide and plant growth regulator analysis utilizing high-performance liquid chromatography-mass spectrometry (HPLC-MS) or gas chromatography-mass spectrometry (GC-MS).
 *GC-MS utilized where indicated.

Method: QSP - (1212) Analysis of Pesticides and Mycotoxins by LC-MS or QSP - (1213) Analysis of Pesticides by GC-MS

COMPOUND	LOD/LOQ (ug/g)	ACTION LIMIT (ug/g)	MEASUREMENT UNCERTAINTY (ug/g)	RESULT (ug/g)	RESULT	
Clofentezine					NT	
Cfluthrin					NT	
Cypermethrin	0.1 / 0.3	1	N/A	ND	PASS	
Diazalofop					NT	
Dimethomorph					ND	PASS
Etoxazole	0.010 / 0.028	0.1	N/A	ND	PASS	
Fenhexamid					NT	
Fenpyroximate					NT	
Flonicamid					NT	
Fludioxonil					NT	
Hexythiazox	0.01 / 0.04	0.1	N/A	ND	PASS	
Imidacloprid	0.01 / 0.04	5	N/A	ND	PASS	
Kresoxim-methyl					NT	
Malathion	0.02 / 0.05	0.5	N/A	ND	PASS	
Metlaxyl					NT	
Methomyl					NT	
Myclobutanil	0.03 / 0.1	0.1	N/A	ND	PASS	
Naled					NT	
Oxamyl					NT	
Pentachloronitrobenzene*					NT	
Permethrin	0.03 / 0.09	0.5	N/A	ND	PASS	
Phosmet					NT	
Piperonylbutoxide	0.003 / 0.009	3	N/A	ND	PASS	
Prallethrin					NT	
Propiconazole	0.01 / 0.03	0.1	N/A	ND	PASS	
Pyrethrins					NT	
Pyridaben					NT	
Spirotoram					NT	
Sphosad					NT	
Spiromesifen	0.02 / 0.05	0.1	N/A	ND	PASS	
Spirotetramat					NT	
Tebuconazole	0.02 / 0.07	0.1	N/A	ND	PASS	
Thiamethoxam					NT	
Trifloxystrobin	0.01 / 0.03	0.1	N/A	ND	PASS	

 **Microbial Impurities Analysis**
 PCR AND PLATING

MICROBIAL IMPURITIES TEST RESULTS (PCR) 09/10/2020  **PASS**

Analysis conducted by polymerase chain reaction (PCR) and fluorescence detection of microbial impurities.

Method: OSP - (1221) Analysis of Microbial Impurities

COMPOUND	ACTION LIMIT	RESULT	RESULT
<i>Shiga toxin-producing Escherichia coli</i>	Detect	ND	PASS
<i>Salmonella spp.</i>	Detect	ND	PASS
<i>Aspergillus fumigatus</i>	Detect	ND	PASS
<i>Aspergillus flavus</i>	Detect	ND	PASS
<i>Aspergillus niger</i>	Detect	ND	PASS
<i>Aspergillus terreus</i>	Detect	ND	PASS

Analysis conducted by 3M™ Petrifilm™ and plate counts of microbial impurities.

Method: OSP - (6794) Plating with 3M™ Petrifilm™

MICROBIAL IMPURITIES TEST RESULTS (PLATING)

COMPOUND	RESULT
Aerobic Plate Count	NT
Total Yeast and Mold	NT

